

The News Editor's Workflow

NIS4 provides the tools you need to review research, allocate stories to rundowns and assign journalist tasks

- ◆ News event research review and management from the desktop
- ◆ Programme rundown building and management tools
- ◆ News story to programme rundown time slot assignment
- ◆ Project creation — linking research, production and rundowns
- ◆ Journalist task assignment for scheduled and shelf stories

Each day you are responsible for deciding which items of news identified by your researchers are to be developed by your journalists and allocated to time slots in your channel's news programmes. To help you with this task you need a reliable and easy-to-use computer system that provides you with the information and tools that you need to review the news research, place stories in programme rundown time slots and assign tasks to journalists. This is why NIS4 is so helpful to your role as the news editor, providing you with the tools you need to consistently produce high quality news programmes...

Reviewing all the news stories identified by the researchers

Quickly understand what news events are occurring today by simply opening the NIS4 Calendar for your editorial team (news, sports etc) to see all the Events Cards created by your researchers. You can also review the incoming lines feeds (emails, faxes and wires) at your NIS4 desktop.

Deciding which stories to take into production

Open each Event Card to review them at your desktop, or print them off and distribute them for review at your editorial meeting. Once you've decided what news stories to take to production in today's live programmes, then move, cancel or upgrade the appropriate Event Cards' status to "Production".

Assigning news stories to time slots in programme rundowns

Select the NIS4 Rundown option to see all the rundowns for the day. Select an empty slot in the appropriate Rundown and a news story Script is created. Enter the news title and any other notes. If connected to an external MAM placeholders can be created.

Viewing and managing the programme rundown

As you populate the Rundowns programme titles, anchors, authors and duration details are displayed. Icons indicate the status of each story (temporary, final or approved) and whether media already exists in the system. Move and change the Rundown during the day as you feel appropriate.

Creating new projects to bring sources of information together

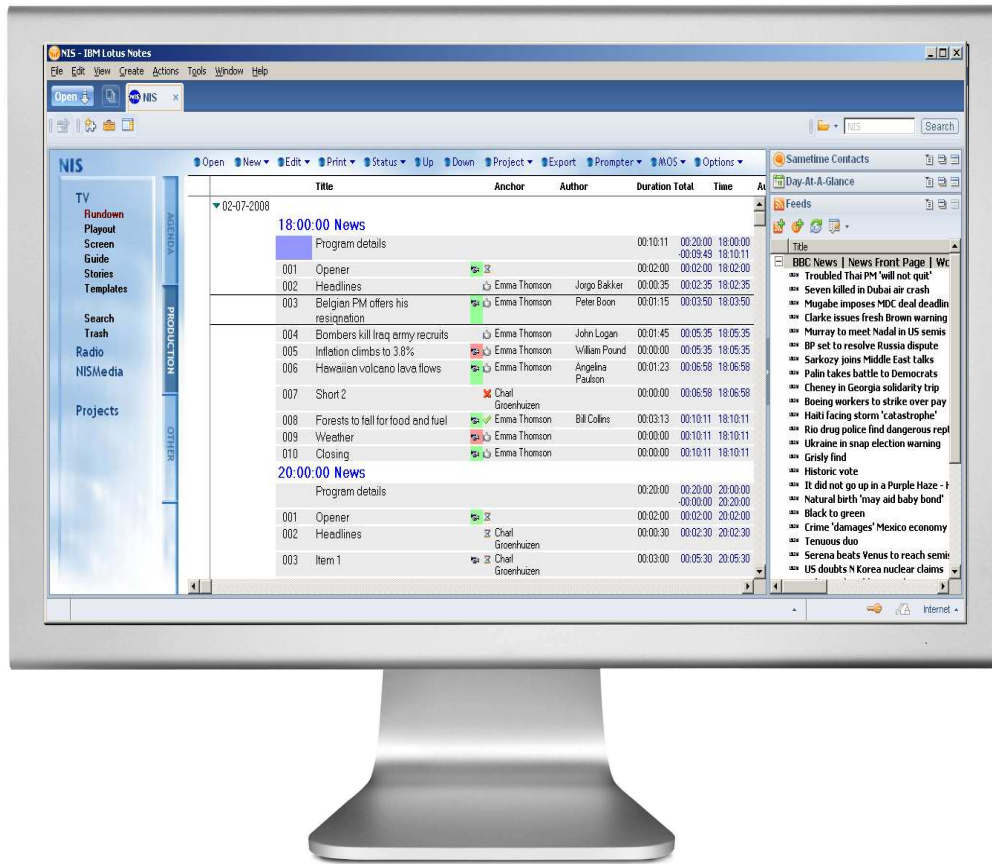
Using the NIS4 Project functionality easily link each news story Script to one or more research Event Cards, Call Sheets (instructions for actions to be taken) and any other sources of information that you feel are relevant to the journalist in preparing the story.

Assigning news story preparation tasks to journalists

With the news Event Cards selected to be taken into production, time slots in the Rundowns appointed and all appropriate information for each story bound together in Projects, now assign each story to the required journalists by entering their names in the appropriate field of the news Scripts.

Please note that the role, workflow and tasks described above are indicative only. NIS4 provides a flexible platform in which the way that your newsroom operates can easily be mapped, bringing the NIS4 efficiency, productivity and reliability benefits to your organisation.



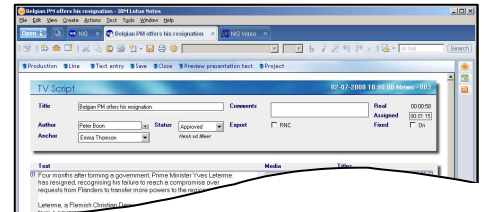
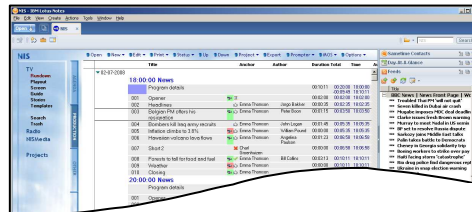
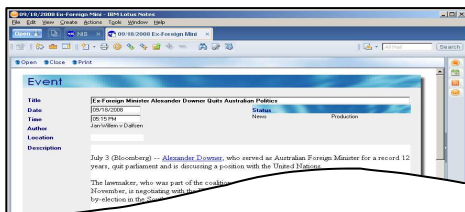


The News Editor's NIS4 desktop

NEWS EVENT CARDS

PROGRAMME RUNDOWN

NEWS STORY SCRIPTS



Event Cards contain the research notes on specific news events. All the news stories' Event Cards being researched or in production for a selected day can be seen on the NIS4 Calendar. The news title and author are clearly displayed and icons clearly illustrate the research status.

All the programmes that have Rundowns associated with them can easily be viewed and managed on the NIS4 Rundown window. Each Rundown contains the list of slots either filled or to be filled, with story information and status icons for approval status and indicating if media has been associated with the story.

Scripts are the templates that the journalists prepare for production. They include the story title and top level information, the text to be read by the anchor and other production information such as CG templates and texts or technical instructions.

Please note that the NIS4 desktops shown and described above are only some of those that could be used by a news editor. Other NIS4 desktops may also be accessed depending on the role definition and workflows you want to implement in your newsroom operation.

